

b62™ – the basics

### THE NEXT GENERATION FRAME SYSTEM

The quickest Toolless™ wall system on the market.  
Same frame holds hard panels and fabric infills.  
Unique aluminum wall system based on 30mm hole and 62mm grid.  
Use for exhibits, events, and displays.



- Easy, uniform assembly using a 30mm hole connection.
- Frames have an anodized finish that won't peel or corrode.
- The width of the profile equals the distance between the holes and guarantees a perfect finish of corners and T-walls.
- Can be combined with pre-existing DMK 55mm system.
- Complete System available with a full assortment of straight and curved frames, doors, counters, lighting, mounting and shelf brackets...
- Aluminium is endlessly re-usable, 100% recyclable, lightweight and ergonomical.

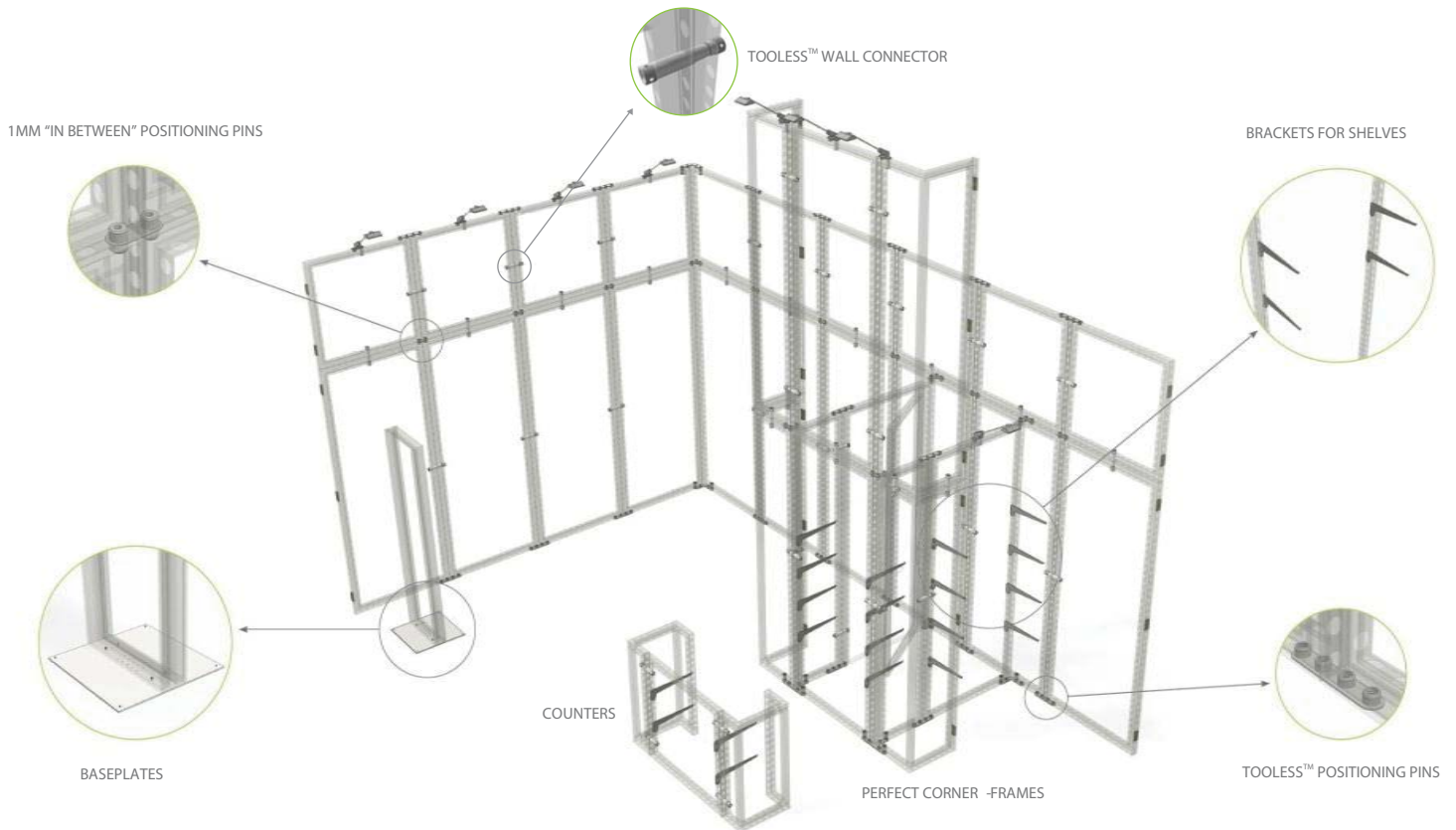


[www.beMatrix.us](http://www.beMatrix.us)  
[info@beMatrix.us](mailto:info@beMatrix.us)

February 2014 © beMatrix® USA

b62™ – the basics

### THE NEXT GENERATION FRAME SYSTEM



b62™ – the basics

## THE NEXT GENERATION FRAME SYSTEM


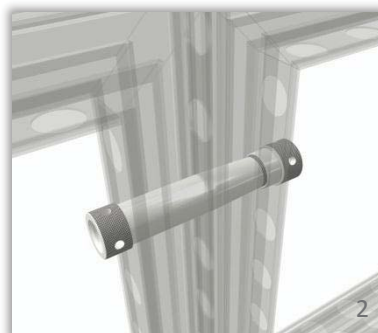


[www.beMatrix.us](http://www.beMatrix.us)  
[info@beMatrix.us](mailto:info@beMatrix.us)

February 2014 © beMatrix® USA

b62™ – the basics

### THE NEXT GENERATION FRAME CONNECTIONS



#### 1 & 2

30mm Tooless™ clamp connectors for standard wall and door frames.

- More surface area on cap for gripping.
- Stronger than previous connectors.
- Hole in cap allows tool access if necessary.
- Tapered tube insures easy, fast assembly every time.

#### 3 & 4

Lightweight pin plate connectors for easy positioning...

- Easy mounting thanks to the large M24 screw thread.
- Tightening in one movement.

#### 5 & 6


1mm thick stainless steel 'in between' pin plates for building multiple levels.



b62™ – the basics

### THE NEXT GENERATION FABRIC SOLUTION

The b62™ system is the ideal solution for a seamless finish. Fabric can cover multiple standard frames for an uninterrupted graphic presentation. Integrated fabric channel allows simple “thumb” application of silicone edged fabric. The fastest setup with unmatched creative options!



1. Fabric graphics over multiple frames: seamless image of + 2.5m x 3m stretched over 3 standard frames with width of 992mm

2. 3 standard b62 frames of 992mm x 2418mm

3. Where two frames meet, cut the silicone strip

4. Ideally, silicone should be stitched and gapped prior to application to frames. Unfinished end at silicone gaps may cause thread to loosen and separate from fabric.

#### Regarding Fabric Opacity

- Discuss application with your supplier to determine best fabric option
- Hard panel or second fabric (block out) may be required to achieve complete opacity.





b62™ – the basics

### THE NEXT GENERATION FRAME SYSTEM



#### SOME REFERENCES

1. Large fabric graphics over multiple b62 frames
2. Large fabric graphics over multiple b62 frames
3. Large fabric graphics over multiple b62 frames
4. Perfect Corners, large fabric graphics
5. Perfect Corner application
6. Shelf brackets with glass shelves

